



# The St. Louis Admirals R/C Model Boat Club

<http://stlouisadmirals.com>  
**BROADSIDE**



Commodore – Jim Schwinkendorf. . (636) 271-8316  
[jaschwink@aol.com](mailto:jaschwink@aol.com)

Secretary – Chris Kunz (636) 273-3898

Vice-Commodore – Dave St. Clair (636) 671-5353

Treasurer – George Kirby (636) 978-6288

Editor – Jane Rivers-Chapman (314) 355-8660

## NOTICE:

**The next meeting will be held on August 5, 2013 at St. Stephen's Episcopal Church,  
33 N. Clay Ave, Ferguson, MO 63135**

## NOW HEAR THIS



### FROM THE BRIDGE

Seals and bearings. These are devices with which you should become familiar if you are into model boats.

Bearings provide support of things like a prop shaft. They

should allow a part like the shaft to turn easily, and many times are metal to metal contacts, and therefore require some sort of lubrication. Seals are designed to keep things in or to keep things out. They also may serve as something of a bearing as well, and in many cases provide a means of one part moving easily while still sealing something.

Recently at a Club meeting, Vice Commodore Dave gave us a demonstration of a bearing/seal/stuffing box for a boat, which provided for the movement of the turning prop shaft as it enters the hull of the boat. In this case, the bearing/seal device was filled with grease. This both lubricated the bearing surfaces and, at the same time, provided a means to keep the water out of the boat and in the pond. Not properly performing this function can provide for some unhappy times!!!! In his example, one end of the tubing inside the boat

was above the water level, and the other end was underwater near the prop.

On some boats and especially in the case of submarines, both ends of the bearing seal are below the level of the water, and it is especially important that the water stays out of the inside of the boat. Not only do my subs have this situation, but I also have a small trawler where the prop shaft is nearly horizontal. River towboats are similar. Now if there's ever anyone who has learned about needing good seals, it's a guy who models submarines!

In my case, the prop shaft comes through the watertight compartment bulkhead in a brass tube, and attached to the tube is a short piece of blue model airplane fuel line tubing. This forms the seal. By adding a little grease inside the blue tubing, the shaft can rotate easily and still be snug enough to keep out the water. One must experiment a little to get a long enough piece of the tubing such that it doesn't bind on the turning shaft but adequately keeps the water outside the boat. About 3 mm of blue tubing on the shaft is ideal, and the other end is slipped onto and secured to the brass tube that holds the shaft in place. And the blue tubing really lasts forever without any real maintenance.

And speaking of seals, it is possible to make your own seals that are indeed watertight. I did this on a large aluminum plate that covers the main access hole in my sub. I went to an auto part store and bought a tube of Permatex – I like gray. I “borrowed” some Pam from my wife (that’s spray-on cooking oil) and sprayed one side of the surface to be sealed. I applied an ample amount of Permatex to the cover plate and squished the two together, not moving anything while the Permatex cured overnight.

The next morning I removed the plate with the

Permatex seal, and cleaned off the Pam on the hole edge on the boat. The Permatex was a perfect fitting seal for the hull opening and the Pam kept it from adhering to the hull. Trust me – it works – and my home-made seal has kept water out of my sub for over five years so far..... And that includes a four day underwater submergence when I lost the boat – but that’s another story.....

Hope these ideas help with your model boating experiences. Go sailing!

Commodore Jim

~~~~~  
**Tentative 2013 meeting dates are:**

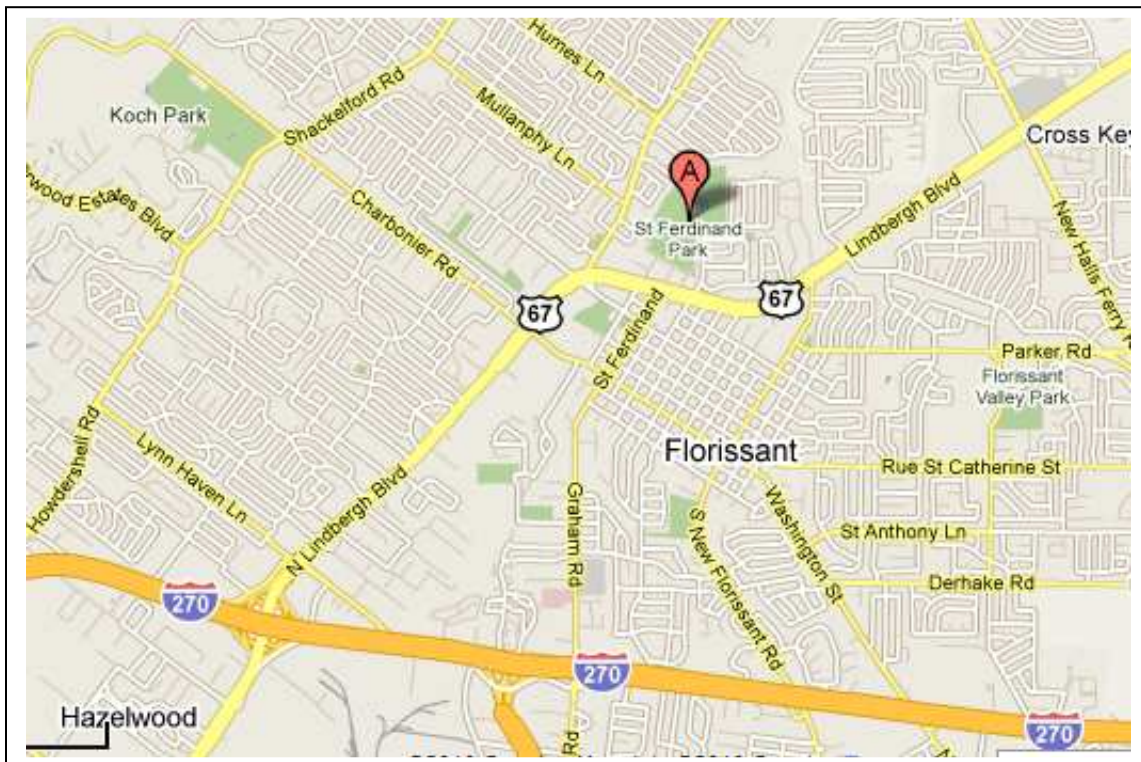
**REGATTA – September 28-29, 2013**

**September 9, 2013  
November 4, 2013  
SWAP MEETING**

**October 7, 2013  
December 2, 2013  
CHRISTMAS SOCIAL**

Subject to availability by St. Stephen’s Church

~~~~~  
Sailing on afternoon prior to meeting on 1<sup>st</sup> Monday of month,  
and if interested Third Sunday every month – except November – March  
Sailing at St Ferdinand Park, Florissant, MO – weather permitting




~~~~~

OVER 50 YEARS AND GROWING

FIRST IN HOBBIES AND CRAFTS

Checkered Flag



Hobby Country

SOUTH COUNTY  
5444 S LINDBERGH  
ST LOUIS, MO 63123


PHONE: (314) 843-7800

HOURS:  
MON-FRI 10AM-8PM  
SAT 10AM - 7 PM  
SUN NOON - 5PM

## Mark Twain Hobby Center


2793 West Clay Street  
St. Charles, MO 63301  
636-946-2816

"For the  
BEST of  
ALL your  
Hobby  
needs!"



## Hartman Model Boats

Expertly Crafted Fiberglass Hulls



7527 Gilbert Rd. -Bergen, NY 14416  
(585) 494-0027  
[www.hartmanmodelboats.com](http://www.hartmanmodelboats.com)



**SCHAEFER'S  
HOBBY  
SHOP, INC.**

11659 GRAVOIS ROAD  
ST. LOUIS, MISSOURI 63126  
(314) 729-7077

COMPLETE LINE OF - HOBBIES - ARTS -  
CRAFTS - JEWELRY SUPPLIES

---

### St. Louis Admirals RC Model Boat Club Meeting July 1, 2013

Commodore Jim called the meeting to order at 7:15 PM with the pledge of allegiance.

The 15 members present were greeted and were reminded to display the flag for Independence Day. George Kirby wasn't present; the Commodore gave the Treasurer's report. The June minutes as published in the Broadside were approved.

The Commodore and the Membership Chairman, Jane Rivers-Chapman, reported that the Club's membership stands at 50 skippers, counting both paid and honorary members.

Of those 50, approximately 25 are regular participants. For comparison, the Commodore said there were at 80 members in 2007 when the constitution and by-laws of the Club were re-written last. Luther Disher asked if one person can hold more than one office in the Club? The Commodore said yes, the constitution and by-laws permit it.

The Commodore asked the members to think about what they want the Club to do in the future. For example, should the Club be more selective in planning special events, i.e., will we have enough participants for a good showing worthy of the Club? Should the Club focus less on public event sailings and more on fun sailing? Please talk with the officers to let them know your thoughts and ideas.

Commodore Jim reported that the Club would not be sailing at the Muny Opera this season but there is still another possible special event ahead. The Club has received a request from the Ladue Racquet Club to hold a regatta there. This might be an evening event where skippers would display and run boats. The Commodore will meet with a representative of the Racquet Club to discuss details. A report will be given to members at our next monthly meeting.

Tom and Alice Woods have invited our Club members back to their private lake on Sunday, August 25, 2013 for a fun sailing.

Planning for our Club's Silver Regatta, scheduled for September 28 – 29, 2013 at the Boathouse in Forest Park, continues. Bob Keeler reported that the Boeing railroad club will loan us stanchions. Mike Alligood made a suggestion that the Club provide prizes, e.g., CA glue. Chris Kunz said he had not received the preliminary designs from Budget Trophy for awards and dash plaques. He will contact the person working on our order.

The Mark Twain gift card raffle was won by Norm Kalaskie and Chris Rathert.

Members gathered at the back table to show and tell.

The meeting adjourned at 8:45 PM.

Minutes as presented by Chris Kunz, Secretary

\*\*\*\*\*

Membership Dues ## Please take note of the following: ##

Dues for new members will be prorated on a per month basis based upon our beginning of

**May 1st dues.**

Please make checks (no cash) payable to "St Louis Admirals R/C Model Boat Club" in the amount of \$30.00. Send checks (no cash) to

George Kirby  
1146 Alyssa Ct  
O'Fallon, MO 63366

PS If you would like to have your e-mail address included for receipt of the Broadside and other publications please include it on a separate sheet of paper, to my attention. If you have moved since your last renewal, please note change of address, etc.

Thank you, George Kirby

**Sunday, August 25, 2013**

**\*SPECIAL SAIL DATE FOR CLUB MEMBERS ONLY**



Tom & Alice Wood, 2175 Oberhelman Rd, Foristell, MO 63348  
636-398-5130

From either – 70 east or west  
Exit south at Hwy Z in Wentzville, MO continue on Hwy Z for 6.5 miles, turn right on Foristell Rd(west) for 3 miles, turn left on Oberhelman Rd (south), after .9<sup>th</sup> of a mile turn right (west) on Wingfield Way (small gravel road), after .25 miles, turn left (south) after .25 miles turn right onto driveway (sign saying Woods, 2175).

West on 40/64, a few miles after crossing the Missouri River Bridge, exit at Hwy 94, turning left, continue on Hwy 94 for 1.2 miles, turn right on Hwy D at stoplight, continue on Hwy D for 10 miles, to New Melle, turn right on Hwy Z (north), after .5 miles, turn left on Foristell Rd, (west), continue on Foristell Rd for 3 miles, turn left (south( on Oberhelman Rd, after .9<sup>th</sup> of a mile turn right on Wingfield Way (west)(small gravel road), after .25 mile, turn left (south ), after .25 mile turn right onto driveway (sign saying Woods, 2175).

\*\*\*\*\*



## **ST. LOUIS ADMIRALS RC MODEL BOAT CLUB**

### **THE SILVER REGATTA**

### **INFORMATION AND REGULATIONS**

**September 28-29, 2013**

#### **GENERAL INFORMATION**

The St. Louis Admirals are proud to announce their 25<sup>th</sup> Annual Regatta, again this year at the Boat House in Forest Park, St Louis. This event is open to the public and anyone interested in model boating at no charge. The only cost for registered Regatta participants is for the display and/or trophy competition for their boats at the show. As usual, we are inviting electric and sail (sorry, no gas powered or live steam boats) to join in the fun.

#### **REGISTRATION AND DISPLAY**

Registration starts at 0900 hours (9:00 a.m.) until noon Saturday, September 28. The Registration Fee remains the same as it has been --- \$10 for the first boat, \$10 for a second boat, and all additional boats will be FREE. The fun will begin at 10:00 a.m., last all day, and end in the evening until 2100 hours or (9:00 p.m.). On Sunday, September 29, we will start at 0900 hours (9:00 a.m., or start earlier if you like) until 1300 hours (1:00 p.m.). Awards will be presented at 1:00 p.m. on Sunday.

A Regatta Committee Official will be present at registration to assist in explaining this year's Regatta information and rules. That Official will determine in which of the three assigned table areas your boat will be placed:

- Kit or Scratch Built To Be Judged
- Kit or Scratch Built To Be Displayed But Not Judged
- Ready to Run / Purchased (No Judging)

A participation plaque will be given to each registered boat Captain.

Once a boat has been assigned to an area by a Regatta Official, the boat must stay in that area. There are no boat classes.

Ready to run boats are welcome for display and sailing on the lake. Our objective is to encourage all Captains to run boats and have a good time. We want a lot of boats out on the lake and also to share information with the public to put on a good show.

We will again have our display area under the big tent on the north side of the Boat House Annex building, as we did last year.

## **RADIO CONTROL**

Only valid radios per FCC Regulations will be able to operate a boat. For all frequencies other than 2.4 GHz, please be sure your correct frequency is marked on your transmitter with a flag and that you have attached a name tag with phone number. There will be no transmitter impound. A frequency board for 75MHz will be provided. Captains must determine if their frequency is in use. If not, he will mark that channel as being used on the frequency board. Upon completion of sailing, he will remove his marker, thus making that channel available for the next captain. **Boat captains will be responsible for protecting their own transmitters.**

## **JUDGING**

The following trophies will be awarded:

- Best of Show
- Boat House Award
- Skippers Choice (by popular vote)
- Five (5) Regatta Craftsmanship Awards.

**Each boat must qualify as a fully operational R/C Model, as determined by club officials. Only boats that have been scratch built or kit built by the Regatta participant will be eligible for a trophy. You must sail your boat with a Regatta Committee member observing to be eligible for a trophy.**

Boats will be judged by the Regatta Committee, except for the Skippers Award and the host award (Forest Park Boat House). Boat classes have been eliminated. The Regatta Committee will be looking for quality of construction, engineering design, research, detailing, and other model attributes. The Committee will discuss the above items with each skipper who built the boat. The Boat House Award will be selected by the Boat House management. The Skippers Choice Award will be selected by those registered who have entered boats for judging. If you have entered a boat to be judged, place your chip with its number on your boat where it can be seen! Anyone who has previously won a trophy for his boat may display the trophy. The awards are for amateur builders, not professional builders.

## **PLEASE USE ONLY THE OFFICIAL 2013 REGISTRATION**

All inquiries regarding this year's Regatta should be made via email to Chris Kunz at:

[chrskunz@yahoo.com](mailto:chrskunz@yahoo.com)

## **HAVE A GREAT TIME AT THE REGATTA!!!**

The Regatta Committee:

- Jim Schwinkendorf – Commodore
- Dave St. Clair – Vice Commodore
- Chris Kunz – Secretary
- George Kirby - Treasurer



# ST. LOUIS ADMIRALS R/C MODEL BOAT CLUB

TWENTY FIFTH ANNUAL REGATTA  
SEPTEMBER 28 and 29, 2013

## OFFICIAL 2013 REGATTA REGISTRATION FORM

Regatta Information and Regulations are on a separate sheet.  
Please read them FIRST, before filling out your Form.

Name \_\_\_\_\_

Address \_\_\_\_\_

City, State, Zip Code \_\_\_\_\_


Phone \_\_\_\_\_ E-Mail \_\_\_\_\_

-----  
Each boat must qualify as a fully operational R/C Model, as determined by club officials. Only boats that have been scratch built or kit built by the Regatta participant will be eligible for a trophy.

| Boat Name & Description | Scratch (S)<br>Kit (K)<br>or RTR | Judged<br>Y or N | Chip # |
|-------------------------|----------------------------------|------------------|--------|
| _____                   | _____                            | _____            | _____  |
| _____                   | _____                            | _____            | _____  |
| _____                   | _____                            | _____            | _____  |
| _____                   | _____                            | _____            | _____  |
| _____                   | _____                            | _____            | _____  |
| _____                   | _____                            | _____            | _____  |

**REGATTA REGISTRATION FEES:** \$10 one boat. Two boats \$20. Additional boats FREE. Make checks payable to ST. LOUIS ADMIRAL R/C BOAT CLUB.

From Larry Hull  
"James R. York"



This boat is scratch built from plans that I acquired at one of the boat club's swap meets a few years ago. Construction of the model was done over a two year period. The hull is all wood with two coats of epoxy brushed on. The flat keel is a one inch pine plank with plywood bulkhead and Balsa sides. The bow and stern are formed from Balsa also. It is powered by a 6-Volt motor, geared 3:1 for a scale speed. The model is 48 inches long with a beam of five inches. This represents a Great Lakes Bulk Freighter of about 360 feet long. This was a common size boat in the 1950's. The term "boat" is accurate when used for these vessels. They were known as

"boats" and not "ships". The larger size boats did not appear until later, some are now 1000 feet or more in length. The paint scheme and deck, cabin and wheelhouse details are all generic. No two freighters were the same, some fittings I had in the spare parts box and some I made from scrap materials, anyway, this model is a representative of the boats I grew up with on Lake Erie. I was born and raised in Ohio; the boat is named after my grandson, James R. York, who graduates from high school this year. This was interesting and a lot of fun to build. I have accumulated an extensive amount of research data while building this model.

## PLEASE SUPPORT OUR ADVERTISERS



Jim Schwinkendorf  
2415 Silver Lake Est. Dr.  
Pacific, MO 63069